
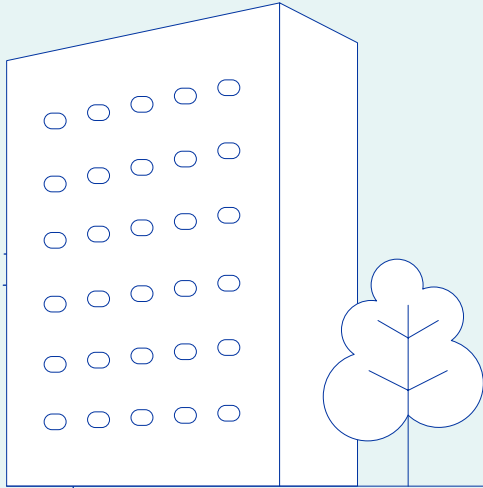


1

Greenhouse Gas Emissions

The IOM Greenhouse Gas Inventory collects data on the amount and sources of greenhouse gas emissions related to facilities and operations. The inventory captures the IOM office's carbon footprint.^{1,2}

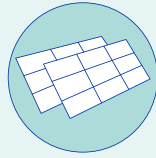
Area occupied by IOM office
Number of personnel working in IOM office



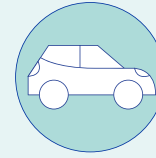
Electricity purchased and consumed from the grid by IOM office



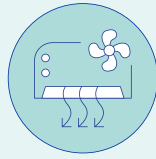
Air business travel on commercial and chartered flights



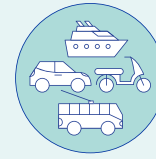
Renewable electricity produced on-site for IOM office



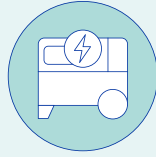
Fuel consumed by IOM owned or leased **mobile sources** (vehicles)



Refrigerants purchased for IOM office's space cooling (AC) and refrigeration equipment (refrigerators)



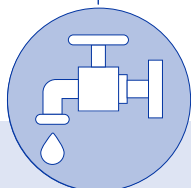
Distance covered by non-IOM owned or leased vehicles (train, bus, ferry, car or taxi) for **non-air business travel**



Fuel consumed for **stationary combustion** for on-site electricity generation (via generators), heating or cooking



Steam purchased from an external supplier



2

Water

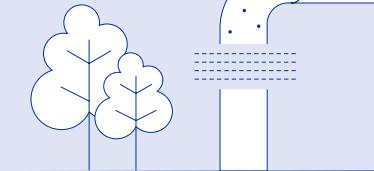
The IOM Water Inventory collects data on the volume and source of water used onsite, including for landscaping and catering. The inventory captures the IOM office's water footprint and highlights good practices that aim to reduce it.²

Surface water



Municipal water

Ground water

Wastewater from other organization



Rain water



Internally recycled water



3

Waste

The IOM Waste Inventory collects data on the amount and type of non-hazardous and hazardous waste generated onsite and the ways they are managed. The inventory captures the IOM office's waste footprint and highlights good practices related to refusing, reducing, reusing and recycling.²

Non-hazardous



Paper



Plastic



Biodegradable



Glass



Metal



Wood

Hazardous



E-waste



Motor oil



Refrigerants



Paints



Chemicals



Medical waste

¹ The term "operations" is used here to include facility operations, official vehicles and official travel of staff and meeting participants financed by the organization.

² The inventory follows the reporting requirements of the UN Greening the Blue.